

## **What is License Manager?**

Tracking licenses manually on local computers or within a small domain is possible but time-consuming. Tracking licenses (without the assistance of automated tools) across an entire organization or enterprise with multiple domains can be unreasonably difficult, costly, and time-consuming.

License Manager helps to contain these costs by managing and tracking licenses and usage throughout an organization. It makes it easier for a company to comply with legal requirements by automatically replicating licensing data from all primary domain controllers (PDCs) in the organization to a centralized database on a specified master server.

Administrators (those who certify that the company has purchased licenses) can use License Manager to:

- See a centralized view of Per Seat and Per Server licenses across the organization.
- Manage the purchasing or deleting of licenses for products on network servers over which they have administrative rights.
- See usage statistics for each user.
- Balance the licensing replication load across the network.

### **Notes**

- License Manager cannot guarantee compliance with legal licensing requirements. Hardware problems could eliminate or delay the updating of licensing data.
- Licensing replication does not depend on or use the server-replication process.

See Also

[Starting License Manager](#)

**Master Server**

The master server is a server that is designated as the final centralized repository of all licensing data for an organization. It can be either the primary domain controller (PDC) for that domain or a specified enterprise server. An enterprise server is the server to which multiple PDCs in a large organization will replicate.

**Per Seat**

**Per Seat** licensing mode requires a Client Access License for each computer that will access a server running Windows NT Server for basic network services (such as file, print, and remote access services). When a computer is licensed, it may access any computer installed on the network running Windows NT Server at no additional charge. **Per Seat** licensing mode is often the most economical one for networks in which clients tend to connect to more than one server.

## **Per Server**

With **Per Server** licensing, each Client Access License is assigned to a particular server and allows one connection to that server for basic network services (such as file, print, and communications). You must have at least as many Client Access Licenses dedicated to that server as the maximum number of client computers that will connect to that server at any time. **Per Server** licensing mode is often the most economical one for networks in which clients tend to connect to only one occasional-use or special-purchase server.

**To start License Manager**

- ▶ Click **Start**, point to **Programs**, point to **Administrative Tools**, and then click **License Manager**.

**To format the screen in the Products View and Clients (Per Seat) tabs**

- 1 On the **Options** menu, click **Format**.
- 2 Click a format option.

**To select a domain**

- 1 On the **License** menu, click **Select Domain**.
- 2 In **Domain**, enter the name of the domain that you want to administer.

**Note**

- The first time you use this dialog box, there may be some delay while License Manager searches the network for domains.

**To refresh the display**

▶ On the **View** menu, click **Refresh**.

**Note**

■ Since most servers replicate at different times, this feature allows you to keep up with changes to the licensing data that might affect purchasing decisions.

See Also

[Selecting a Different Domain](#)



**To view the properties of a product**

- 1 Click the **Products View** tab.
- 2 Double-click the product name.

### **To add a new Client Access License in Per Seat mode**

- 1 On the **License** menu, click **New License**.
- 2 In **Product**, select the appropriate server product.
- 3 In **Quantity**, enter the number of licenses purchased.
- 4 In **Comment**, type a brief comment to aid in identifying the purchase.

#### **Note**

- When you add Client Access Licenses in **Per Seat** mode, you are adding these licenses to a pool of licenses, rather than to specific users. As users access the product, they are assigned a license. When the pool of available licenses is depleted, license violations occur if new users access the product.

**To delete a Client Access License in Per Seat mode**

- 1 On the **Products View** tab, select the product for which one or more licenses are to be deleted.
- 2 On the **License** menu, click **Delete**.
- 3 In **Quantity**, enter the number of licenses to be deleted.
- 4 In **Comment**, type a brief comment to aid in identifying the deletion.

**To view the properties of a user**

- 1 Click the **Clients (Per Seat)** tab.
- 2 Double-click the user's name.

See Also

[Revoking a User's License](#)

[Deleting a User](#)

[Upgrading to a BackOffice License](#)

### **To revoke a user's Client Access License for a product**

- 1 Click the **Products View** tab.
- 2 Double-click the product for which you are revoking a license.
- 3 If necessary, click the **Clients (Per Seat)** tab (or the **Products View** tab).
- 4 Click the user whose license to the product is being revoked, and click **Revoke**.
- 5 Click **Yes**.

#### **Note**

- One reason to revoke a user's license for a product is if the usage statistics show that the user does not access it often enough to warrant this Client Access License in **Per Seat** mode.

See Also

[Deleting a Per Seat Client Access License](#)

[Viewing User Properties](#)

**To delete a user**

- 1 Click the **Clients (Per Seat)** tab, and select the name of the user that you want to delete.
- 2 On the **License** menu, click **Delete**.
- 3 Click **Yes**.

**To upgrade a user to a BackOffice license or to override an automatic upgrade**

- ▶ Select or click to clear the **Upgrade to BackOffice License** check box.

**Notes**

- When a user accesses three or more server products, the system automatically converts (or upgrades) them to a Microsoft BackOffice Client Access License (if any are available in the pool of licenses) and selects the check box for that option.
- An administrator can also upgrade a user at any time, even if they use only one server product.

### **To create a new license group**

- 1 On the **Options Advanced** menu, click **New License Group**.
- 2 In **Group Name**, type a short descriptive name.
- 3 In **Description**, type additional details that will help you identify the group.
- 4 In **Licenses**, enter the number of licenses needed in the **Per Seat** licensing mode.
- 5 In **Users**, click **Add**.
- 6 In **List Users From**, click the appropriate domain.
- 7 Select the individual users, and then click **Add**.



**To edit or view a license group**

- ▶ On the **Options Advanced** menu, click **Edit License Groups**.

**To open a license group's Properties screen**

- 1 On the **Options Advanced** menu, click **Edit License Groups**.
- 2 Select the name of the license group, and then click **Edit**.

See Also

[Creating a License Group](#)

[Editing License Groups](#)

**To change the licensing mode from Per Server to Per Seat**

- 1 Click the **Server Browser** tab.
- 2 Double-click the domain name.
- 3 Double-click the appropriate server name.
- 4 Double-click the appropriate product.
- 5 In **Licensing Mode**, click **Per Seat**, and then click **OK**.
- 6 After reading the information in **Licensing**, select the check box to agree to be bound by the license agreements for this product.

**To remove a Client Access License in Per Server mode**

- 1 Click the **Server Browser** tab, and then double-click the domain name.
- 2 Double-click the appropriate server name.
- 3 Double-click the appropriate product.
- 4 Click **Remove Licenses**.
- 5 Click the serial number of the licenses you want to remove, and type a number in **Number of Licenses to remove**.
- 6 Click **Remove**.
- 7 Click **Cancel**.

**To add a Client Access License in Per Server mode**

- 1 Click the **Server Browser** tab, and then double-click the domain name.
- 2 Double-click the appropriate server name.
- 3 Double-click the appropriate product.
- 4 Click **Add Licenses**.
- 5 In **Quantity**, type the number of licenses to add.
- 6 Type a comment in **Comment**, and click **OK**.
- 7 After reading the information in **Licensing**, select the check box to agree to be bound by the license agreements for this product.

### **To choose or change the master server for a specific server**

- 1 Click the **Server Browser** tab.
- 2 Double-click the domain name to display the list of servers in that domain.
- 3 Select the appropriate server, and then click **Properties** on the **License** menu.
- 4 Click the **Replication** tab.
- 5 Click **Domain Controller**.  
Or, click **Enterprise Server**, and type a network name for that server.

See Also

[Choosing the Frequency of Licensing Replication](#)

### To choose or change the frequency of licensing replication for a specific server

- 1 Click the **Server Browser** tab.
- 2 Double-click the domain name.  
A list of servers in that domain appears.
- 3 Select the appropriate server, and then click **Properties** on the **License** menu.
- 4 Click the **Replication** tab.
- 5 Click either **Start At** or **Start Every**, and enter appropriate numbers.

#### Notes

- The Windows NT Server operating system automatically staggers the start times of different servers that are set to **Start Every**, ensuring a balance of replication traffic across the network.
- If you select **Start At**, you must set different start times for your servers, to ensure that licensing replication is staggered.
- If you select **Start Every**, licensing information may take as much as twice the frequency you set to get to the master server: one interval to get to the primary domain controller and one to replicate up to the master server.

See Also

[Choosing the Master Server](#)

## **Control Menu**

The **Control** menu contains the following commands:

### **Restore**

Restores the window to its former size after it has been maximized or minimized.

### **Move**

Enables you to use the keyboard to move the window to another position.

### **Size**

Enables you to use the keyboard to change the size of the window.

### **Minimize**

Reduces the window to an icon.

### **Maximize**

Enlarges the window to its maximum size.

### **Close**

Quits License Manager, or closes a window or dialog box.

### **Switch To**

Opens Task List, which you can use to switch between running applications and to rearrange their windows and icons on your desktop.



## **New License**

Click **New License** to open the **New Client Access License** dialog box, in which you can enter the appropriate information for the purchase of new Client Access Licenses in **Per Seat** licensing mode.

Click the following for information about the dialog box:

- [Product](#)
- [Quantity](#)
- [Comment](#)

**Product**

Use to select the product that you want.

**Quantity**

Use to enter the number that corresponds to the number of licenses purchased in the **Per Seat** licensing mode.

**Comment**

Type a brief comment to aid in identifying the purchase



## **Delete**

Deletes either product licenses or users. If you are in the Products View screen and select a product, clicking **Delete** On the **License** menu opens the **Delete Client Access Licenses** dialog box. If you are in the Clients (**Per Seat**) screen and select a user, clicking **Delete** deletes the user after you confirm that decision.

### **Delete Client Access Licenses**

The **Delete Client Access Licenses** dialog box enables you to specify how many licenses for the selected product are to be deleted and to provide a brief comment regarding the deletion of the Client Access Licenses in the **Per Seat** licensing mode.

Click the following for information about the dialog box:

-  [Quantity](#)
-  [Comment](#)

**Quantity**

Type or select the number that corresponds to the number of licenses in the **Per Seat** licensing mode that are to be deleted.

**Comment**

Type a brief comment to aid in identifying the deletion.



**Properties**

Opens the Properties screen for the selected product, user, or license group.

**Select Domain**

Enables you to select a new domain to administer.

**Exit**

Quits License Manager.

**Toolbar**

Displays or hides the toolbar, which includes buttons for some of the most common commands in License Manager. A check mark next to the Toolbar command means that it is in effect.

## **Status Bar**

Displays or hides the status bar at the bottom of the License Manager window. The status bar shows basic information such as command definitions and where to find Help. A check mark next to the **Status Bar** command means that it is in effect.




**Refresh**

Updates the active tab view. You may want to update periodically the information shown to stay current with network server activity.

## Font

Enables you to change the font, font style, and font size that License Manager uses to display text on the screen. As you make changes, they are reflected in the **Sample** box.

Click the following for information about the dialog box:

-  [Font](#)
-  [Font Style](#)
-  [Size](#)

**Font**

Select the font that you want to use from this box.



**Font Style**

Select a style option, such as, bold or italic.

**Size**

Select a point size; the larger the point size, the larger the character appears on your screen.

## **Format**

Formats the screen to display information in either an icon or list format.

Click the following for information about the formatting options:

- [Large Icons](#)
- [Small Icons](#)
- [List](#)
- [Details](#)

**Large Icons**

Select this option to display only the product or user name along with its corresponding icon on top.

**Small Icons**

Select this option to display only the product or user name along with its corresponding icon to the left of the name in rows.

**List**

Select this option to display only the product or user name along with its corresponding icon to the left of the name in columns.

**Details**

Select this option to display the product or user name along with its corresponding icon to the left of the name, as well as all the detailed tracking information, in multiple sizable columns. This is also the default format.

**Sort By**

Sorts the selected column in all tabs except for the **Server Browser** tab.



### **Advanced - New License Group**

Enables you to create a new license group that relates users to computers.

Click the following for information about the dialog box:

- [Group Name](#)
- [Description](#)
- [Licenses](#)
- [Users](#)
- [Add](#)
- [Delete](#)

**Group Name**

Use to type a short descriptive name, such as "Test Lab1."

**Description**

Use to type additional details that will help you identify the group, such as "10-members on Dev Team, 3rd flr."

**Licenses**

Use to enter the number that corresponds to the number of licenses in **Per Seat** licensing mode that are needed. For example, if you have four computers in this lab, you need four licenses in **Per Seat** mode.

**Users**

Shows the users who are to be added to this license group.

**Add**

Used to select individual users to add to the list for the license group.

**Delete**

Removes the selected users from the license group.

### **Advanced - Edit License Groups**

Enables you to view all the detailed tracking information on existing license groups, add new groups, delete empty groups, and edit a group's settings information.

Click the following for information about the dialog box:

- [Add](#)
- [Delete](#)
- [Edit](#)



**Add**

Used to create a new license group.

**Delete**

Removes a license group from the list (after removing all the members from the license group).

**Edit**

Used to view and edit the properties of the selected license group.

## **Add Users**

Enables you to create a list of the users in a specific domain who are members of a license group.

Click the following for information about the dialog box:

- [List Users From](#)
- [Users](#)
- [Add](#)
- [Delete](#)

**List Users From**

Used to select the appropriate domain.

**Users**

Used to select users to add to the license group.

**Add**

Moves selected users to **Add Users** so they can be added to the license group.

**Delete**

Removes selected names from **Add Users**.



**Save Settings on Exit**

Saves your customized font settings and the list of most recently accessed domains when you quit License Manager. When you restart License Manager, the fonts and domain list will be the same as when you last quit License Manager.

**Contents**

Starts Help and displays the topics in License Manager Help.

**Search for Help on**

Opens the **Index** tab for Help. You can look up Help information by using keywords on this tab.

**How to Use Help**

Describes how to use Help.

**About License Manager**

Displays version and copyright information about License Manager.

**View - Purchase History**

Displays the main **Purchase History** tab.

**View - Products View**

Displays the main **Products View** tab.

**View - Clients (Per Seat)**

Displays the main **Clients (Per Seat)** tab.





**View - Server Browser**


Displays the **Server Browser** tab.

## **Product Properties**

Click the following for information about the dialog box:

 [Clients \(Per Seat\) Tab](#)

 [Purchase History Tab](#)

 [Server Browser Tab](#)

### **Clients (Per Seat) Tab**

If the product is licensed in **Per Seat** mode, this tab provides information on which clients in that domain or enterprise have used the product. You can click **Revoke** to revoke a selected user's license for the product.

### **Purchase History Tab**

Shows a historical overview of the licenses purchased for this product. You can use **New** and **Delete** to add or remove Client Access Licenses for this product.

**Server Browser Tab**

Lists all the domains and servers that have this product installed. You can use **Edit** to add or remove licenses and to set licensing replication information for this server.

## **User Properties**

The **Properties** dialog box for a user has one tab, **Products View**.

## License Group Properties

The **Properties** dialog box for license groups has one tab, **Settings**.

## **Server Properties**

The **Properties** dialog box for a server has two tabs: **Products View** and **Replication**.



## Choose Licensing Mode

Used to specify the licensing mode (**Per Server** or **Per Seat**) that is appropriate for each server product installed on your computer, and to add or remove Per Server licenses.

If you are unsure which licensing mode to choose, click **Per Server**. The license agreement allows you a one-time, one-way option to change from a **Per Server** licensing mode to a **Per Seat** licensing mode.

Click the following for more information about this dialog box:

- [Per Server](#)
- [Add Licenses](#)
- [Remove Licenses](#)
- [Per Seat](#)

### Note

Client Access Licenses are separate from the desktop operating system software you use to connect to Microsoft server products. Purchasing Microsoft Windows 95, Windows NT Workstation, or any other desktop operating system (such as Macintosh) that connects to Microsoft server products does not constitute a legal license to connect to those Microsoft server products. Client Access Licenses must be purchased in addition to the desktop operating system.

See Also

[Frequently Asked Questions Regarding Client Access Licenses](#)

[Overview of Microsoft's Licensing Model](#)

[Client Access License for Microsoft Server Products](#)

[Server License for Microsoft Server Products](#)

## **Per Server**


Specifies the **Per Server** licensing mode.

With **Per Server** licensing, each Client Access License is assigned to a particular server and allows one connection to that server for basic network services (file, print, and communications). You must have at least as many Client Access Licenses dedicated to that server as the maximum number of client computers that will connect to that server at any point in time.

If you select **Per Server**, you must specify the number of Client Access Licenses for concurrent connections that you have purchased for that server. **Per Server** is often more economical for networks in which clients tend to connect to only one occasional-use or special-purpose server.

For more detailed information about the **Per Server** licensing mode, see the Microsoft license agreement in your product package or in this Help file.

### **Tip**

 If you are unsure which licensing mode to choose, select **Per Server**. The license agreement allows you a one-time, one-way option to change from **Per Server** licensing mode to **Per Seat** licensing mode.


## **Per Seat**

Specifies **Per Seat** licensing mode.

**Per Seat** licensing mode requires one Client Access License for each computer that will access a server running Windows NT Server for basic network services (file, print, and communications). Once a computer is licensed, it may access any computer running Windows NT Server on the network at no additional charge. **Per Seat** is often the more economical for networks in which clients tend to connect to more than one server.

For more detailed information about the **Per Seat** licensing mode, see the Microsoft license agreement in your product package or in this online Help file.

### **Tip**

 If you are unsure which licensing mode to choose, select **Per Server**. The license agreement allows you a one-time, one-way option to change from **Per Server** licensing mode to **Per Seat** licensing mode.

**Add Licenses**

Click this to add Per Server licenses for this product.

**Remove Licenses**

Click this to remove Per Server licenses for this product.


## **Per Seat Licensing**

This dialog box applies to situations where you want each client computer to have its own Client Access License and to be able to access any computer running Windows NT Server on your network at any time

When you select **Per Seat** licensing mode, any number of licensed computers can be used to connect at the same time to any server running Windows NT Server. **Per Seat** is often the more economical for networks in which clients tend to connect to more than one server.

Use this dialog box to indicate that you have read and agree to the license agreement for this server product. If you do not agree to the terms of this license agreement, promptly return this package to the place from which you obtained it for a full refund.

### **Note**

 A Client Access License is not included when you acquire Windows NT Workstation or Windows 95. It must be purchased in addition to the operating-system software.

See Also

[Frequently Asked Questions Regarding Client Access Licenses](#)

[Overview of Microsoft's Licensing Model](#)

[Client Access License for Microsoft Server Products](#)

[Server License for Microsoft Server Products](#)

## **Per Server Licensing**

This dialog box applies to situations where you want to allow a specified number of users to simultaneously use basic network services (file, print, and communications).

Use this dialog box to indicate that you have read and agree to the license agreement for this server product. If you do not agree to the terms of this license agreement, promptly return this package to the place from which you obtained it for a full refund.

See Also

[Frequently Asked Questions Regarding Client Access Licenses](#)

[Overview of Microsoft's Licensing Model](#)

[Client Access License for Microsoft Server Products](#)

[Server License for Microsoft Server Products](#)

## **Server Licensing**

This dialog box applies to situations where a client connected to a server will be using only an application running on that server, such as Microsoft SQL Server or ORACLE Server. Basic network services (file, print, and communications) will not be accessible.

Use this dialog box to indicate that you have read and agree to the license agreement for this server product. If you do not agree to the terms of this license agreement, promptly return this package to the place from which you obtained it for a full refund.

See Also

[Frequently Asked Questions Regarding Client Access Licenses](#)

[Overview of Microsoft's Licensing Model](#)

[Client Access License for Microsoft Server Products](#)

[Server License for Microsoft Server Products](#)



## **License Violation**

The change you requested violates the Microsoft license agreement. The license agreement for this product allows you a one-time, one-way option to change from **Per Server** licensing mode to **Per Seat** licensing mode.

See Also

[Frequently Asked Questions Regarding Client Access Licenses](#)

[Overview of Microsoft's Licensing Model](#)

[Client Access License for Microsoft Server Products](#)

[Server License for Microsoft Server Products](#)

## Overview of Microsoft's Licensing Model

Microsoft server licensing lets you buy exactly what you need to build the networks your business requires. The result is a flexible, cost-effective set of network-based business solutions that leave you plenty of room to grow.

Network solutions generally have two components:

- Servers that contain information and provide services
- Clients that access the information and services

For some server products, the Microsoft licensing program offers a choice of modes: **Per Server** or **Per Seat**.

The following list provides a general description of the program.

The Microsoft licensing model separates Client Access Licenses from the Server License. You can buy only the number of Client Access Licenses you need.

If you select **Per Seat** mode, you purchase one Client Access License for each computer that will access a server product. If you need to add an additional server for your licensed clients, you buy only another server, not more Client Access Licenses.

If you select **Per Server** mode, the quantity of Client Access Licenses you purchase is applied to a particular computer running Windows NT Server. That number of clients can then access that server. There is no restriction on who may access the server, only on the number of clients that may access it at any one time.

You are legally permitted to convert from **Per Server** mode to **Per Seat** mode at no additional cost. This is a one-time, one-way conversion option. It is not necessary for you to notify Microsoft if you elect to make this change.

### Important

You are not legally permitted to change the licensing mode from **Per Seat** to **Per Server**.

See Also

[Frequently Asked Questions Regarding Client Access Licenses](#)

[Client Access License for Microsoft Server Products](#)

[Server License for Microsoft Server Products](#)

### **Change to Per Server mode**

If you make this change, the number of Per Server licenses will be set to 0 unless a license certificate was previously installed for this product in **Per Server** mode.

After you make this change, you may want to remove some Per Seat licenses from the enterprise and install them in **Per Server** mode on this server.

### **Change to Per Seat mode**

If you make this change, the number of Per Server licenses will be set to 0 unless a license certificate was previously installed for this product in **Per Server** mode.

If this server has Per Server licenses installed from a license certificate, be sure to remove these licenses before changing to **Per Seat** mode, so that you can install these licenses on another server or use them for **Per Seat** mode. If you have not removed those Per Server licenses, click **No**, and remove them.

### **Change Master Server to Enterprise Server**

If this server is a master server (such as a primary domain controller), any Per Seat licenses installed on this server will be lost when you change its master server to be an enterprise server.

Before you make this change, remove any Per Seat licenses by connecting to the server's domain, clicking the **Products View** tab, and clicking **Delete** on the **License** menu.

### **Change Master Server to Domain Controller**

If this server is a master server (such as a primary domain controller), any Per Seat licenses installed for its domain currently reside at the enterprise server. Converting this server to a domain controller will remove any Per Seat licenses from its domain.

Before you change this server's master server to be a domain controller, you may want to remove some licenses from the enterprise server. You can then change this server's master server to domain controller, and add the licenses that you removed from the enterprise server.

### **Change to Different Enterprise Server**

If this server is a master server (such as a primary domain controller), any Per Seat licenses installed for its domain reside at the current enterprise server. Changing to a different enterprise server means that this server's domain will start using Per Seat licenses that already exist at the new enterprise server.

Before you change this server's master server to be the new enterprise server, you may want to remove some licenses from the current enterprise server. You can then change this server's master server to be the new server, and add the licenses that you removed from the old enterprise server.

## Frequently Asked Questions Regarding Client Access Licenses

### Why do I need Client Access Licenses?

A Microsoft Client Access License is a legal document that provides the right for an individual computer to access a particular Microsoft server product. Client Access Licenses are required for compliance with the terms of the licensing agreements for the Microsoft server products. To legally use Microsoft server products, customers must purchase Client Access Licenses for computers.

### When are Client Access Licenses needed?

A Client Access License for Microsoft Windows NT Server is required for programs that use the Windows NT Server basic networking services (file, print, and communications). This is true regardless of whether you use Microsoft or third-party programs. For example, you need a Client Access License if you intend to use File and Print Services for NetWare.

This means that you need a Client Access License for each computer that will be accessing the following basic network services:

- File services, for sharing and managing files and disk storage.
- Printing services, for sharing and managing printers.
- Remote access services, for accessing the server from a remote location through a communications link.

### Do I need Client Access Licenses if I have Microsoft Windows 95 or Microsoft Windows NT Workstation?

Yes. Client Access Licenses are separate from the desktop operating system software you use to connect to Microsoft server products. Purchasing Microsoft Windows 95, Windows NT Workstation, or any other desktop operating system (such as Macintosh) that connects to Microsoft server products does not constitute a legal license to connect to those Microsoft server products. In addition to the desktop operating system, Client Access Licenses must also be purchased.

### When should I use the Per Server vs. the Per Seat licensing mode?

The following examples are designed to help clarify the situations under which you would use each of the two licensing modes for Client Access Licenses.

#### Example One

A company uses Windows NT Server software for file and print services. The company has three servers and 100 employees. All the employees log on to a "home" server and, normally, access one additional server during the day.

If the **Per Seat** licensing mode is selected, the company would purchase 100 Client Access Licenses, and the employees could access all the servers. If the **Per Server** licensing mode is selected, the company would have to determine the maximum number of concurrent connections to any one server to guarantee access for all users. Depending on the demand, this might require them to purchase more than 100 Client Access Licenses.

For example, if 33 employees use only one home server and, on average, 20 other employees normally connect to an additional server, then the maximum number of concurrent connections for each server might be 53. That would require the purchase of 159 Client Access Licenses or 53 for each of the three servers. In general, **Per Seat** is the most economical one to choose when the use of a server is pervasive or when guaranteed access is needed to services, such as file and print, or business-critical applications.

#### Example Two

A company is planning to use Windows NT Server software for remote-access services. The company has 200 employees but anticipates that only 50 employees will dial in at any one time.

In this case, the company should license Windows NT Server in **Per Server** mode and purchase 50 Client Access Licenses for that server. **Per Server** is the most economical for occasional-use servers, such as when a great number of clients will access a server only on an occasional basis, or for special-use servers, such as those running Remote Access Service, Internet servers, or bulletin-board servers.

#### Example Three



In contrast with example two, when the number of Client Access Licenses in **Per Server** mode approaches or is greater than the total number of clients in an organization, then switching to **Per Seat** mode becomes more cost effective.

For example, consider a company with a total of 200 workstations and four computers running Windows NT Server. If the company purchases 50 Client Access Licenses for each server (for a total of 200 Client Access Licenses) in **Per Server** mode, they should switch to **Per Seat** mode on all the servers to reduce administrative costs and guarantee access to services, such as file and print, or business-critical applications.

**What if I am still unsure which licensing mode to use?**

If you are unsure which licensing mode to choose, select **Per Server**. The license agreement allows you a one-time, one-way option to change from **Per Server** to **Per Seat** licensing mode.

See Also

[Overview of Microsoft's Licensing Model](#)

[Client Access License for Microsoft Server Products](#)

[Server License for Microsoft Server Products](#)

# MICROSOFT LICENSE AGREEMENT

---

## CLIENT ACCESS LICENSE FOR MICROSOFT SERVER PRODUCTS

**IMPORTANT -- READ CAREFULLY BEFORE ACCESSING MICROSOFT SERVER SOFTWARE:** By accessing or otherwise utilizing the services of the Microsoft server software listed above ("Server Software"), you agree to be bound by the terms of this license agreement ("Client Access License"). If you do not agree to the terms of this Client Access License, promptly return this package to the place from which you obtained it for a full refund.

---

## MICROSOFT SOFTWARE LICENSE

### 1. GRANT OF LICENSE.

**(a) Overview of the Use of the Client Access License.** This Client Access License describes your rights to access or otherwise utilize the services of the Server Software. A single computer running the Server Software shall be referred to as the "Server." The services of the Server are considered to be accessed or utilized when there is a direct or indirect connection between a computer or workstation and a Server. This Client Access License must be dedicated to one unique computer or workstation. It permits that computer or workstation to access or otherwise utilize the services of any Server. This is known as using the Server Software in "Per Seat Mode." However, you may elect to use the Server Software for Microsoft SQL Server, Windows NT Server, Microsoft Exchange Server, or SNA Server (but not Microsoft BackOffice or Systems Management Server) in "Per Server Mode" as defined below. If you choose Per Seat Mode, your choice is permanent. If you initially choose Per Server Mode, you have the right to change *one time only* to Per Seat Mode, as long as you acquire a Client Access License for each unique workstation or computer accessing or otherwise utilizing the services of the Server.

**(b) Alternate Terms if you elect to use the Client Access Licenses for Microsoft SQL Server, Windows NT Server, Microsoft Exchange Server, or SNA Server in the Per Server Mode.** In *Per Server Mode*, you must acquire the number of Client Access Licenses equal to the maximum number of computers or workstations that will access or otherwise utilize the services of that Server at any given point in time. If you elect to change from Per Server Mode to Per Seat Mode, you may transfer any Client Access Licenses you acquired for use in Per Server Mode to an equal number of workstations or computers for use in Per Seat Mode.

**(c) Note Regarding the use of the Client Access License for Microsoft BackOffice.** The Client Access License for Microsoft BackOffice may only be used in the Per Seat Mode. Each Client Access License in the Per Seat Mode entitles you to access or utilize the services of any computer running any Microsoft BackOffice Server Software, whether licensed as part of the BackOffice product suite or acquired separately.

### 2. DESCRIPTION OF OTHER RIGHTS AND LIMITATIONS.

You may not reverse engineer, decompile, or disassemble the Server Software or any Microsoft Client Software used to access or otherwise utilize the services of the Server, except and only to the extent such activity is expressly permitted by applicable law notwithstanding this limitation.

**Version Limitation** -- The Server Software contains a certain version number (such as version "3.5"). This Client Access License permits you to access or otherwise utilize the services of: (a) any Server Software with the same digits to the left and immediately to the right of the version number's decimal point as the digits in the Server Software version number listed above, or (b) any Server Software with a lower version number than the version number of the Server Software listed above (e.g., if the version number listed above is "3.5", you may access or utilize Server Software that contains a "3.51" or "2.0" version number, but not a "3.6" version number).

**NFR** -- If this Client Access License is labeled "Not For Resale" or "NFR," your license only permits use for demonstration, test, or evaluation purposes.

**Additional Computers or Workstations** -- If this Client Access License is a multiple Client Access License, each license purchased (up to the maximum set forth above) permits one additional computer or workstation licensed in the Per Seat Mode, or one additional computer or workstation licensed in the Per Server Mode, the right to access or otherwise utilize the services of that Server in the manner described in this Client Access

License.

**No "Multiplexing" or "Pooling"** -- Use of software or hardware that reduces the number of users directly accessing or utilizing the Server Software (sometimes called "multiplexing" or "pooling" software or hardware) does not reduce the number of Client Access Licenses required -- the required number of Client Access Licenses would equal the number of distinct inputs to the multiplexing or pooling software or hardware "front end."

**No Rental; Other Transfers** -- You may not rent or lease the Client Access License. You may transfer the Client Access License used in the Per Seat Mode to another computer or workstation only on a permanent basis (that is, with no intent to transfer again) provided the computer or workstation from which you have transferred the Client Access License no longer accesses or otherwise utilizes the services of the Server, and the Server Software is used in accordance with the terms of this Client Access License.

**Termination** -- Without prejudice to any other rights, Microsoft may terminate this License if you fail to comply with the terms and conditions of this Client Access License. In such event, you must destroy all copies of the Server Software and Microsoft Client Software.

**3. UPGRADE.** If this Client Access License is an "Upgrade," you must have a valid license for the qualifying product that is being upgraded for this Client Access License to be valid, and this Client Access License must be used to replace such qualifying product. The total number of Client Access License "Upgrades" you may acquire may not exceed the total number of computers, workstations, or users that were licensed to access or otherwise utilize the services of the Server at the time you upgraded the Server Software to the version listed above. If you are upgrading from SNA Server version 2.0, you are deemed to have Client Access Licenses for as many computers or workstations for which you were previously licensed. If you are upgrading from Windows NT version 3.1, you are deemed to have twenty (20) users that qualify for upgrade Client Access Licenses and if you are upgrading from Windows NT Advanced Server version 3.1, you are deemed to have two hundred fifty (250) users that qualify for upgrade Client Access Licenses. **NOTE: Upgrading from Windows NT Server 3.5 to Windows NT Server 3.51 is not considered an "Upgrade" for purposes of this Section.**

**4. COPYRIGHT.** All title and copyrights in and to the Server Software and the accompanying Microsoft client software ("Client Software") (including but not limited to any images, photographs, animations, video, audio, music, text, and "applets," incorporated into the SOFTWARE PRODUCT), the accompanying printed materials, and any copies of the Server Software and the Client Software, are owned by Microsoft or its suppliers. The Server Software and the Client Software are protected by copyright laws and international treaty provisions. Therefore, you must treat the Server Software and the Client Software like any other copyrighted material except that you may either (a) make one copy of the Server Software and the Client Software solely for backup or archival purposes, or (b) install the Server Software and the Client Software on a single computer provided you keep the original solely for backup or archival purposes. You may not copy the printed materials accompanying the Server Software and Client Software.

---

## LIMITED WARRANTY

LIMITED WARRANTY. For the Limited Warranty pertaining to the Microsoft Client Software, please refer to the Server License for Microsoft Server Products.

CUSTOMER REMEDIES. Microsoft's and its suppliers' entire liability and your exclusive remedy shall be, at Microsoft's option, either (a) return of the price paid, or (b) repair or replacement of the SOFTWARE (as defined in the Server License for Microsoft Server Products) or hardware that does not meet Microsoft's Limited Warranty and which is returned to Microsoft with a copy of your receipt. This Limited Warranty is void if failure of the SOFTWARE or hardware has resulted from accident, abuse, or misapplication. Any replacement SOFTWARE or hardware will be warranted for the remainder of the original warranty period or thirty (30) days, whichever is longer. **Outside the United States, neither these remedies nor any product support services offered by Microsoft are available without proof of purchase from an authorized non-U.S. source.**

**NO OTHER WARRANTIES.** To the maximum extent permitted by applicable law, Microsoft and its suppliers disclaim all other warranties, either express or implied, including, but not limited to, implied warranties of merchantability and fitness for a particular purpose, with regard to the

**SOFTWARE, the accompanying written materials, and any accompanying hardware. This limited warranty gives you specific legal rights. You may have others, which vary from state/jurisdiction to state/jurisdiction.**

**NO LIABILITY FOR CONSEQUENTIAL DAMAGES. To the maximum extent permitted by applicable law, in no event shall Microsoft or its suppliers be liable for any special, incidental, indirect, or consequential damages whatsoever (including, without limitation, damages for loss of business profits, business interruption, loss of business information, or any other pecuniary loss) arising out of the use of or inability to use this Microsoft product, even if Microsoft has been advised of the possibility of such damages. Because some states/jurisdictions do not allow the exclusion or limitation of liability for consequential or incidental damages, the above limitation may not apply to you.**

---

## **U.S. GOVERNMENT RESTRICTED RIGHTS**

The SOFTWARE and documentation are provided with RESTRICTED RIGHTS. Use, duplication, or disclosure by the Government is subject to restrictions as set forth in subparagraph (c)(1)(ii) of the Rights in Technical Data and Computer Software clause at DFARS 252.227-7013 or subparagraphs (c)(1) and (2) of the Commercial Computer Software -- Restricted Rights at 48 CFR 52.227-19, as applicable. Manufacturer is Microsoft Corporation/One Microsoft Way/Redmond, WA 98052-6399.

If you acquired this Client Access License in the United States, this Client Access License is governed by the laws of the State of Washington.

If you acquired this Client Access License in Canada, this Client Access License is governed by the laws of the Province of Ontario, Canada. Each of the parties hereto irrevocably attorns to the jurisdiction of the courts of the Province of Ontario and further agrees to commence any litigation which may arise hereunder in the courts located in the Judicial District of York, Province of Ontario.

If this Client Access License was acquired outside the United States, then local law may apply.

Should you have any questions concerning this Client Access License, or if you desire to contact Microsoft for any reason, please contact the Microsoft subsidiary serving your country, or write: Microsoft Sales Information Center/One Microsoft Way/Redmond, WA 98052-6399.

**Si vous avez acquis votre produit Microsoft au CANADA, la garantie limitée suivante vous concerne :**

---

### **GARANTIE LIMITEE**

GARANTIE LIMITEE -- Pour la garantie limitée du Logiciel Client Microsoft, reportez-vous à la licence du Serveur pour les Produits du Serveur Microsoft.

RECOURS DU CLIENT -- La seule obligation de Microsoft et votre recours exclusif seront, au choix de Microsoft, soit (a) le remboursement du prix payé ou (b) la réparation ou le remplacement du LOGICIEL ou du matériel qui n'est pas conforme à la Garantie Limitée de Microsoft et qui est retourné à Microsoft avec une copie de votre reçu. Cette Garantie Limitée est nulle si le défaut du LOGICIEL ou du matériel est causé par un accident, un traitement abusif ou une mauvaise application. Tout LOGICIEL de remplacement sera garanti pour le reste de la période de garantie initiale ou pour trente (30) jours, selon laquelle de ces deux périodes est la plus longue.

**AUCUNE AUTRE GARANTIE -- MICROSOFT DESAVOUE TOUTE AUTRE GARANTIE, EXPRESSE OU IMPLICITE, Y COMPRIS MAIS NE SE LIMITANT PAS AUX GARANTIES IMPLICITES DU CARACTERE ADEQUAT POUR LA COMMERCIALISATION OU UN USAGE PARTICULIER EN CE QUI CONCERNE LE LOGICIEL, LE(S) MANUEL(S) DE PRODUITS, LA DOCUMENTATION ECRITE ET TOUT MATERIEL QUI L'ACCOMPAGNENT. CETTE GARANTIE LIMITEE VOUS ACCORDE DES DROITS JURIDIQUES SPECIFIQUES.**

**PAS D'OBLIGATION POUR LES DOMMAGES INDIRECTS -- MICROSOFT OU SES FOURNISSEURS N'AURONT D'OBLIGATION EN AUCUNE CIRCONSTANCE POUR TOUT AUTRE DOMMAGE QUEL QU'IL SOIT (Y COMPRIS, SANS LIMITATION, LES DOMMAGES ENTRAINEES PAR LA PERTE DE BENEFICES, L'INTERRUPTION DES AFFAIRES, LA PERTE D'INFORMATION COMMERCIALE OU TOUTE AUTRE PERTE PECUNIAIRE) DECOULANT DE L'UTILISATION OU DE L'IMPOSSIBILITE D'UTILISATION DE CE PRODUIT MICROSOFT, ET CE, MEME SI MICROSOFT A ETE AVISE DE LA POSSIBILITE DE TELS DOMMAGES. EN TOUT CAS, LA SEULE OBLIGATION DE MICROSOFT EN VERTU DE TOUTE**

**DISPOSITION DE CETTE CONVENTION SE LIMITERA AU MONTANT EN FAIT PAYE PAR VOUS POUR LE LOGICIEL.**

La présente Convention est régie par les lois de la province d'Ontario, Canada. Chacune des parties à la présente reconnaît irrévocablement la compétence des tribunaux de la province d'Ontario et consent à instituer tout litige qui pourrait découler de la présente auprès des tribunaux situés dans le district judiciaire de York, province d'Ontario.

Au cas où vous auriez des questions concernant cette licence ou que vous désiriez vous mettre en rapport avec Microsoft pour quelque raison que ce soit, veuillez contacter la succursale Microsoft desservant votre pays, dont l'adresse est fournie dans ce produit, ou écrire à : Microsoft Sales Information Center, One Microsoft Way, Redmond, Washington 98052-6399.

# MICROSOFT LICENSE AGREEMENT

---

## SERVER LICENSE FOR MICROSOFT SERVER PRODUCTS

**IMPORTANT -- READ CAREFULLY:** By opening the sealed packet(s) OR exercising your rights to make and use copies of the SOFTWARE (as may be provided for below), you agree to be bound by the terms of this Microsoft License Agreement. If you do not agree to the terms of this Agreement, promptly return this package to the place from which you obtained it for a full refund. For the limited warranty pertaining to your jurisdiction, please refer to the warranty booklet, if any, included with this package.

---

## MICROSOFT SOFTWARE LICENSE

The SOFTWARE PRODUCT is protected by copyright laws and international copyright treaties, as well as other intellectual property laws and treaties. The SOFTWARE PRODUCT is licensed, not sold.

1. GRANT OF LICENSE. This Microsoft product contains some or all of the following types of software: "Server Software" that provides services on a computer called a server, "Connector Software" that enables a computer running Microsoft Exchange Server to communicate with other Servers running Microsoft Exchange Server or other electronic mail server software, and "Client Software" that allows a computer or workstation to access or utilize the services provided by the Server Software. Microsoft grants to you the following rights to the Server Software, the Connector Software (if provided), and the Client Software (collectively called the "SOFTWARE PRODUCT"):

(a) **Installation.** The CD-ROM or floppy disk(s) on which the Server Software and the Connector Software reside may contain several copies of the Server Software and the Connector Software, each of which is compatible with a different microprocessor architecture (such as the x86 architecture or various RISC architectures). You may install the Server Software and the Connector Software for use with only one of those architectures at any given time. **Server Software.** You may install **one** copy of the Server Software on a single computer (the computer running the Server Software shall be referred to as the "Server"). **Connector Software.** You may install **one** copy of the Connector Software on one Server running Microsoft Exchange Server. *If you choose to install Connector Software on a Microsoft Exchange Server, you must also acquire a separate license or licenses to install and/or use the Connector Software on every other Microsoft Exchange Server in the same "Microsoft Exchange Organization."* A "Microsoft Exchange Organization" is the group of all Microsoft Exchange Servers with the same organization name specified during the Microsoft Exchange Server installation process for the express purpose of connecting the servers. **Client Software.** You may install the Client Software on any computer or workstation.

(b) **Use of the Server Software.** You may use **one** copy of the Server Software on **one** Server, which may be connected at any point in time to an unlimited number of workstations or computers operating on one or more networks. **You must acquire a separate Client Access License to access or otherwise utilize the services of the Server, whether you use the Client Software, third-party software, or an application you develop to do so,** unless otherwise noted in Section 2 of this Agreement. Each Client Access License must be dedicated to one unique computer or workstation. It permits that computer or workstation to access or utilize the services of any Server. This is known as using the Server Software in "Per Seat Mode." However, you may elect to use the Server Software for Microsoft SQL Server, Windows NT Server, Microsoft Exchange Server, or SNA Server (but not Microsoft BackOffice or Systems Management Server) in "Per Server Mode" as defined below. If you choose Per Seat Mode, your choice is permanent. If you initially choose Per Server Mode, you have the right to change *one time only* to Per Seat Mode, as long as you acquire a Client Access License for each unique workstation or computer accessing or utilizing the services of a Server.

(c) **Alternate Terms if You Elect to Use the Server Software for Microsoft SQL Server, Windows NT Server, Microsoft Exchange Server, or SNA Server in Per Server Mode.** In *Per Server Mode*, the maximum number of computers or workstations that may access or otherwise utilize the services of the Server at a given point in time is equal to the number of Client Access Licenses that you have acquired and designated for use exclusively with that Server. You may access any Server running in the Per Server Mode by using any Microsoft or third-party client software, including computers or workstations licensed in Per Seat Mode, provided the additional access is within that Server's maximum licensed capacity of simultaneously connected computers or workstations. If you elect to change from Per Server Mode to Per Seat Mode, you may transfer any Client Access Licenses you

acquired for use in Per Server Mode to an equal number of workstations or computers in Per Seat Mode.

(d) **Use of the Connector Software.** You may use the Connector Software on one Microsoft Exchange Server.

(e) **Use of the Client Software.** You may use the Client Software to configure and administer the Server. If you use the Client Software to access or otherwise utilize the services of the Server or for any other purpose, you must acquire a separate Client Access License unless otherwise noted in Section 2 of this Agreement.

(e) **Other. Transfer** -- You may transfer the Server Software to another computer, provided that it is removed from the computer from which it is transferred. **Notice to Users** -- You shall inform all users of the SOFTWARE of the terms and conditions of the EULA. **Not For Resale Software** -- If this SOFTWARE is labeled "Not For Resale" or "NFR," your license only permits use for demonstration, test, or evaluation purposes. **Academic Edition Software** -- If this SOFTWARE is labeled "Academic Edition" or "AE," your license only permits use in qualified educational settings. **License Pak** -- If this package is a License Pak, you may install and use additional copies of the Server Software up to the number of copies specified above as "Licensed Copies." **No "Multiplexing" or "Pooling"** -- Use of software or hardware that reduces the number of users directly accessing or utilizing the Server Software (sometimes called "multiplexing" or "pooling" software or hardware) does not reduce the number of Client Access Licenses required -- the required number of Client Access Licenses would equal the number of distinct inputs to the multiplexing or pooling software or hardware "front end."

(f) **Note regarding the use of Microsoft BackOffice.** The Server Software components that make up Microsoft BackOffice may only be installed together for use on one Server and may not be separated.

## 2. DESCRIPTION OF OTHER RIGHTS AND LIMITATIONS.

**For all SOFTWARE -- Rental.** You may not rent or lease the SOFTWARE, but you may transfer the SOFTWARE and accompanying written materials on a permanent basis, provided you retain no copies and the recipient agrees to the terms of this EULA. **Limitation on Reverse Engineering, Decompilation, and Disassembly.** You may not reverse engineer, decompile, or disassemble the SOFTWARE PRODUCT, except and only to the extent that such activity is expressly permitted by applicable law notwithstanding this limitation. **Version Limitation.** The Server Software contains a certain version number (such as version "3.5"). This EULA permits you to install one copy of the Server Software with the same (or a lower) version number as the Server Software version number listed above on a single computer (for example, if the version number listed above is "3.5," you may install Server Software that contains a "3.5" or "2.0" version number, but not a "3.6" version number). **Termination.** Without prejudice to any other rights, Microsoft may terminate this EULA if you fail to comply with the terms and conditions of this EULA. In such event, you must destroy all copies of the SOFTWARE PRODUCT and all of its component parts.

**For Microsoft Windows NT Server -- Processor Limitation.** The Server Software may be used by no more than four (4) processors of the Server at any one time (support for greater than four processors is available from authorized computer hardware vendors). **Client Access.** You need a **separate** Client Access License for Windows NT Server in order to access or otherwise utilize the following Windows NT Server basic network services: File Services (sharing and managing files and/or disk storage), Printing Services (sharing and managing printers), and Remote Access Service (accessing the server from a remote location through a communications link). You **do not** need a separate Client Access License for Windows NT Server to access or otherwise utilize any other Windows NT Server services, to access or run Microsoft or third-party server applications on Windows NT Server, or to otherwise use the Client Software. **Note on Microsoft Windows for Workgroups or Windows 95 Software.** The CD-ROM on which Windows NT Server resides may contain a copy of Windows for Workgroups or Windows 95 software. Note that in order to install or use this software, you must acquire a separate Windows for Workgroups or Windows 95 license. **Note on Microsoft Internet Information Server Software.** Windows NT Server may include Internet Information Server. Your rights to use this software are described below.

**For Microsoft SQL Server -- Client Access.** You do not need a separate Client Access License for SQL Server in order to execute SQL Server-to-SQL Server remote stored procedures (also referred to as database remote procedure calls). **Benchmark Testing.** You may not disclose the results of any benchmark test of either the Server Software or Client Software to any third party without Microsoft's prior written approval. **Note Regarding the Use of Run-Time Software.** Microsoft hereby grants to you a limited nonexclusive, royalty-free right to reproduce and distribute those DB-Library, Net-Library,

and ODBC files required for run-time execution of compiled applications (“Run-Time Files”) in conjunction with and as a part of your application software product that is created using the Microsoft SQL Server Server Software (“Application”), provided that you comply with the Distribution Requirements listed below.

**For Microsoft Exchange Server** -- Microsoft Exchange Server includes Microsoft Schedule+ (“Schedule+”), Microsoft Exchange Forms Designer (“Forms Designer”), and Microsoft Exchange Sample Applications (“Sample Applications”). Schedule+, the Forms Designer, and Sample Applications may only be installed and used in conjunction with the Microsoft Exchange Client Software. **Client Access.** You need to acquire a separate Client Access License for Microsoft Exchange Server in order to use Microsoft Exchange Client Software to access and otherwise utilize Microsoft Exchange Server and to access or otherwise utilize the services of any other electronic mail server software. **Note Regarding the Use of the Forms Designer and Sample Applications.** The Forms Designer and its components may only be used to create applications that utilize the services of Microsoft Exchange Server (“Application”). Microsoft grants you the following nonexclusive rights: (i) to reproduce and distribute the run-time modules of the Forms Designer in conjunction with your Application; (ii) to reproduce, customize, and distribute the run-time modules of the Sample Applications in conjunction with your Application; and (iii) to use and modify the source code version of the Sample Applications and to reproduce and distribute the object code versions of such modifications in conjunction with your Application. Any distribution permitted under this Section must be in compliance with the Distribution Requirements listed below. For purposes of this Section, “run-time modules” are those files identified in the written materials accompanying Microsoft Exchange Server as required during the execution of your software product. **Source Extractor, Microsoft Exchange Administrator Program, and Microsoft Mail Connector.** Microsoft Exchange Server also includes **Source Extractor** software, for migrating data from other electronic mail software, **Administrator** software, and **Microsoft Mail Connector** software. The Source Extractor, Administrator, and Microsoft Mail Connector programs contain components that may be installed on additional machines. Microsoft grants you the additional right to modify the source code version of the Source Extractor programs. The Source Extractor programs may only be used to migrate data to Microsoft Exchange Server.

**For Microsoft Internet Information Server -- Use.** You do not need a separate Client Access License for Microsoft Internet Information Server to access or otherwise utilize the services of Microsoft Internet Information Server. The Client Software may only be used in conjunction with validly licensed copies of Microsoft operating system products. **No Performance or Benchmark Testing.** You may not disclose the results of any benchmark test of either the Server Software or Client Software for Internet Information Server to any third party without Microsoft’s prior written approval. **Distribution.** You may freely copy and distribute the Client Software accompanying Microsoft Internet Information Server for your use or (for entities) use within your organization. Any distribution of the Client Software for use by third parties outside your organization must be approved by Microsoft. You must maintain all copyright notices on all copies of the Client Software. **Transfer.** You may permanently transfer all of your rights to the Client Software only in conjunction with a permanent transfer of the Server Software.

**For Microsoft SNA Server** -- The 3270 and 5250 terminal emulation applets and the ODBC/DRDA driver provided with SNA Server are licensed for use only by one user per licensed SNA Server. Licenses for additional users must be acquired separately.

**For Microsoft Systems Management Server** -- You must acquire at least one valid Server License for Microsoft SQL Server to use Systems Management Server. However, you do not need to acquire a Client Access License for Microsoft SQL Server to use the administration console or utilities provided with Systems Management Server to access or otherwise utilize the services of Microsoft SQL Server.

**Distribution Requirements for Microsoft SQL Server and Microsoft Exchange Server Run-Time Files and Sample Applications** -- If you distribute Microsoft SQL Server Run-Time Files, run-time modules for the Forms Designer or Sample Applications, or object code versions of the Sample Applications (collectively “Redistributables”) as provided above, you agree to: (a) distribute the Redistributables only in conjunction with and as a part of your Application; (b) not use Microsoft’s name, logo, or trademarks to market your Application; (c) include a valid copyright notice in your Application; (d) if your Application contains ODBC Run-Time Files: (i) your Application must operate in conjunction with Microsoft SQL Server; and (ii) you agree to distribute all ODBC components specified in the Readme file in conjunction with your Application; (e) include an end-user license agreement with your Application that grants a limited license to use the Redistributables and otherwise protects Microsoft’s and its suppliers’ intellectual property rights in the Redistributables; and (f) indemnify, hold harmless, and defend Microsoft and its suppliers from and against any claims or lawsuits, including attorney’s fees, that arise or result from the use or distribution of your Application. You shall display any patent or proprietary rights notices on each copy of your Application(s) that contains executables or run-time modules, if and as required in the documentation or other materials provided with Microsoft SQL Server,



Forms Designer, or Sample Applications, or subsequently provided to you by Microsoft.

**3. UPGRADES.** If the SOFTWARE PRODUCT is labeled as an upgrade, you must be properly licensed to use a product identified by Microsoft as being eligible for the upgrade in order to use the SOFTWARE PRODUCT. A SOFTWARE PRODUCT labeled as an upgrade replaces and/or supplements the product that formed the basis for your eligibility for the upgrade, and following the upgrade you may use the resulting SOFTWARE PRODUCT only in accordance with the terms of this EULA. If the SOFTWARE PRODUCT is an upgrade of a component of a package of software programs that you licensed as a single product, the SOFTWARE PRODUCT may be used and transferred only as part of that single product package and may not be separated for use on more than one computer.

**4. COPYRIGHT.** The SOFTWARE PRODUCT is licensed, not sold. Title and copyrights in and to the SOFTWARE PRODUCT (including any images, “applets,” photographs, animations, video, audio, music, and text incorporated into the SOFTWARE), accompanying printed materials, and any copies you are permitted to make herein are owned by Microsoft or its suppliers and are protected by United States copyright laws and international treaty provisions. Therefore, you must treat the SOFTWARE PRODUCT like any other copyrighted material (e.g., a book or musical recording) except that you may either (a) make one copy of the SOFTWARE PRODUCT solely for backup or archival purposes, or (b) transfer the SOFTWARE PRODUCT to a single hard disk, provided you keep the original solely for backup or archival purposes. You may not copy the printed materials accompanying the SOFTWARE PRODUCT.

**5. DUAL-MEDIA SOFTWARE.** You may receive the SOFTWARE PRODUCT in more than one medium. Regardless of the type or size of medium you receive, you may use only one medium that is appropriate for your single computer. You may not use or install the other medium on another computer. You may not loan, rent, lease, or otherwise transfer the other medium to another user, except as part of the permanent transfer (as provided above) of the SOFTWARE PRODUCT.

**6. EXPORT RESTRICTIONS.** The SOFTWARE PRODUCT is intended for distribution only in the United States and Canada. Export of the SOFTWARE PRODUCT from the United States is regulated by the International Traffic in Arms Regulations (ITAR, 22 CFR 120–130) of the U.S. State Department, Office of Defense Trade Controls. A State Department license is required to export the SOFTWARE PRODUCT outside the United States or Canada. You agree that you will not directly or indirectly export or re-export the SOFTWARE PRODUCT (or portions thereof) to any country, other than Canada, or to any person, entity, or end user subject to U.S. export restrictions without first obtaining a State Department export license. You warrant and represent that neither the U.S. State Department Office of Defense Trade Controls nor any other U.S. federal agency has suspended, revoked, or denied your export privileges.

**7. NOTE ON JAVA SUPPORT.** THE SOFTWARE PRODUCT MAY CONTAIN SUPPORT FOR PROGRAMS WRITTEN IN JAVA. JAVA TECHNOLOGY IS NOT FAULT TOLERANT AND IS NOT DESIGNED, MANUFACTURED, OR INTENDED FOR USE OR RESALE AS ONLINE CONTROL EQUIPMENT IN HAZARDOUS ENVIRONMENTS REQUIRING FAIL-SAFE PERFORMANCE, SUCH AS IN THE OPERATION OF NUCLEAR FACILITIES, AIRCRAFT NAVIGATION OR COMMUNICATION SYSTEMS, AIR TRAFFIC CONTROL, DIRECT LIFE SUPPORT MACHINES, OR WEAPONS SYSTEMS, IN WHICH THE FAILURE OF JAVA TECHNOLOGY COULD LEAD DIRECTLY TO DEATH, PERSONAL INJURY, OR SEVERE PHYSICAL OR ENVIRONMENTAL DAMAGE.

---

## LIMITED WARRANTY

**LIMITED WARRANTY.** Microsoft warrants that (a) the SOFTWARE PRODUCT will perform substantially in accordance with the accompanying written materials for a period of ninety (90) days from the date of receipt, and (b) any hardware accompanying the SOFTWARE PRODUCT will be free from defects in materials and workmanship under normal use and service for a period of one (1) year from the date of receipt. Any implied warranties on the SOFTWARE PRODUCT and hardware are limited to ninety (90) days and one (1) year, respectively. Some states/jurisdictions do not allow limitations on duration of an implied warranty, so the above limitation may not apply to you.

**CUSTOMER REMEDIES.** Microsoft’s and its suppliers’ entire liability and your exclusive remedy shall be, at Microsoft’s option, either (a) return of the price paid, or (b) repair or replacement of the SOFTWARE or hardware that does not meet Microsoft’s Limited Warranty and which is returned to Microsoft with a copy of your receipt. This Limited Warranty is void if failure of the SOFTWARE PRODUCT or hardware has resulted from accident, abuse, or misapplication. Any replacement SOFTWARE PRODUCT or hardware will be warranted for the remainder of the original warranty period or thirty (30) days, whichever is longer. **Outside the United States, neither these remedies nor any product**

**support services offered by Microsoft are available without proof of purchase from an authorized non-U.S. source.**

**NO OTHER WARRANTIES.** To the maximum extent permitted by applicable law, Microsoft and its suppliers disclaim all other warranties, either express or implied, including, but not limited to, implied warranties of merchantability and fitness for a particular purpose, with regard to the SOFTWARE, the accompanying written materials, and any accompanying hardware. This limited warranty gives you specific legal rights. You may have others, which vary from state/jurisdiction to state/jurisdiction.

**NO LIABILITY FOR CONSEQUENTIAL DAMAGES.** To the maximum extent permitted by applicable law, in no event shall Microsoft or its suppliers be liable for any special, incidental, indirect, or consequential damages whatsoever (including, without limitation, damages for loss of business profits, business interruption, loss of business information, or any other pecuniary loss) arising out of the use of or inability to use this Microsoft product, even if Microsoft has been advised of the possibility of such damages. Because some states/jurisdictions do not allow the exclusion or limitation of liability for consequential or incidental damages, the above limitation may not apply to you.

---

## **U.S. GOVERNMENT RESTRICTED RIGHTS**

The SOFTWARE PRODUCT and documentation are provided with RESTRICTED RIGHTS. Use, duplication, or disclosure by the Government is subject to restrictions as set forth in subparagraph (c)(1)(ii) of the Rights in Technical Data and Computer Software clause at DFARS 252.227-7013 or subparagraphs (c)(1) and (2) of the Commercial Computer Software—Restricted Rights at 48 CFR 52.227-19, as applicable. Manufacturer is Microsoft Corporation/One Microsoft Way/Redmond, WA 98052-6399.

If you acquired this product in the United States, this Agreement is governed by the laws of the State of Washington.

If you acquired this product in Canada, this Agreement is governed by the laws of the Province of Ontario, Canada. Each of the parties hereto irrevocably attorns to the jurisdiction of the courts of the Province of Ontario and further agrees to commence any litigation which may arise hereunder in the courts located in the Judicial District of York, Province of Ontario.

If this product was acquired outside the United States, then local law may apply.

Should you have any questions concerning this Agreement, or if you desire to contact Microsoft for any reason, please contact the Microsoft subsidiary serving your country, or write: Microsoft Sales Information Center/One Microsoft Way/Redmond, WA 98052-6399.

**Si vous avez acquis votre produit Microsoft au CANADA, la garantie limitée suivante vous concerne :**

---

## **GARANTIE LIMITEE**

**GARANTIE LIMITEE** -- Microsoft garantit que (a) la performance du LOGICIEL sera substantiellement en conformité avec le(s) manuel(s) de produits qui accompagne(nt) le LOGICIEL pour une période de quatre-vingt-dix (90) jours à compter de la date de réception ; et (b) tout matériel fourni par Microsoft accompagnant le LOGICIEL sera exempt de défaut de matière première ou de vice de fabrication dans des conditions normales d'utilisation et d'entretien pour une période d'un an à compter de la date de réception. Toute garantie implicite concernant le LOGICIEL et le matériel est limitée à quatre-vingt-dix (90) jours et un (1) an, respectivement.

**RECOURS DU CLIENT** -- La seule obligation de Microsoft et votre recours exclusif seront, au choix de Microsoft, soit (a) le remboursement du prix payé ou (b) la réparation ou le remplacement du LOGICIEL ou du matériel qui n'est pas conforme à la Garantie Limitée de Microsoft et qui est retourné à Microsoft avec une copie de votre reçu. Cette Garantie Limitée est nulle si le défaut du LOGICIEL ou du matériel est causé par un accident, un traitement abusif ou une mauvaise application. Tout LOGICIEL de remplacement sera garanti pour le reste de la période de garantie initiale ou pour trente (30) jours, selon laquelle de ces deux périodes est la plus longue.

**AUCUNE AUTRE GARANTIE-- MICROSOFT DESAVOUE TOUTE AUTRE GARANTIE, EXPRESSE OU IMPLICITE, Y COMPRIS MAIS NE SE LIMITANT PAS AUX GARANTIES IMPLICITES DU CARACTERE ADEQUAT POUR LA COMMERCIALISATION OU UN USAGE PARTICULIER EN CE QUI**

**CONCERNE LE LOGICIEL, LE(S) MANUEL(S) DE PRODUITS, LA DOCUMENTATION ECRITE ET TOUT MATERIEL QUI L'ACCOMPAGNE. CETTE GARANTIE LIMITEE VOUS ACCORDE DES DROITS JURIDIQUES SPECIFIQUES.**

**PAS D'OBLIGATION POUR LES DOMMAGES INDIRECTS—MICROSOFT OU SES FOURNISSEURS N'AURONT D'OBLIGATION EN AUCUNE CIRCONSTANCE POUR TOUT AUTRE DOMMAGE QUEL QU'IL SOIT (Y COMPRIS, SANS LIMITATION, LES DOMMAGES ENTRAINES PAR LA PERTE DE BENEFICES, L'INTERRUPTION DES AFFAIRES, LA PERTE D'INFORMATION COMMERCIALE OU TOUTE AUTRE PERTE PECUNIAIRE) DECOULANT DE L'UTILISATION OU DE L'IMPOSSIBILITE D'UTILISATION DE CE PRODUIT MICROSOFT, ET CE, MEME SI MICROSOFT A ETE AVISE DE LA POSSIBILITE DE TELS DOMMAGES. EN TOUT CAS, LA SEULE OBLIGATION DE MICROSOFT EN VERTU DE TOUTE DISPOSITION DE CETTE CONVENTION SE LIMITERA AU MONTANT EN FAIT PAYE PAR VOUS POUR LE LOGICIEL.**

La présente Convention est régie par les lois de la province d'Ontario, Canada. Chacune des parties à la présente reconnaît irrévocablement la compétence des tribunaux de la province d'Ontario et consent à instituer tout litige qui pourrait découler de la présente auprès des tribunaux situés dans le district judiciaire de York, province d'Ontario.

Au cas où vous auriez des questions concernant cette licence ou que vous désiriez vous mettre en rapport avec Microsoft pour quelque raison que ce soit, veuillez contacter la succursale Microsoft desservant votre pays, dont l'adresse est fournie dans ce produit, ou écrire à : Microsoft Sales Information Center, One Microsoft Way, Redmond, Washington 98052-6399.

